



# Celebrate Dr. Kraemer's 50 Year Retirement



**A devoted mentor, passionate physician, great scientist!**

Dear Ken,

Thank you very much for giving us a tremendous knowledge. Although I was not your postdoc, you have been always my mentor, since my boss, Prof. Takebe (Rocky) told me “I hope that you should be like “Dr. Kraemer in Japan”. In 1980’s I visited your lab with a reference letter from Professor Takebe, and I met you, “famous Dr. Kramer” for the first time. You kindly toughed about topics in XP at that time. Since then, when I have questions about XP, I always asked you, and you taught me almost spontaneously with lots of information.


I am also grateful that you guided my graduate students, Dr. Masaki . Dr. Nakano and Dr. Ono. They spent the happiest days in your lab, what I heard from them. I hope you and Doris will spend peaceful and healthy life.

Best wishes,

**Chikako**

**Chikako Nishigori, M.D, Ph.D., from Kobe, Japan**

## IID at Kyoto 2008



**Invited speaker at the 112th Annual Meeting of the Japanese Association of Anatomists (March 27-28, 2007, Osaka).**

**After the meeting you kindly gave us a lecture at Kobe University. You can find Dr, Moriwaki, Dr. Masaki, Dr. Ono and Dr. Imoto.**



**Ken Kraemer with Prof. Kiyoji Tanaka and Prof. Hiraku Takebe(Rocky).**



**Dr. Kraemer inspired us to hold an international XP symposium in Japan, and he supported us from various aspects.**



**Dr. Kraemer stopped by the poster exhibition of the patients' family. During the lunch buffet time, patients and patients' family had an opportunity to talk with "famous" Dr. Kraemer and they were very excited about that.**



Dear Ken,

Congratulation for your retirement!

I would like to express our sincere gratitude to you for giving us lots of information about XP and guided us how to care and manage patients with XP

Sincerely Yours,  
Chikako

Chikako Nishigori MD, PhD  
Chair Department of Dermatology  
Kobe University School of Medicine  
Kobe, Japan

**Thank you for your guidance and encouragement during my study abroad. I am also very grateful for the great help and cooperation provided at academic conferences on xeroderma pigmentosum and Cockayne syndrome in Japan and the United States. I can't believe the day will come when my great teacher retires, and I'm confused. I became seriously ill two years ago, but now I am well and working as a dermatologist. I also manage to continue my research on xeroderma pigmentosum and melanin. We would be grateful if you could continue to support researchers involved in DNA repair. I won't be able to attend the party this time, but I'm looking forward to seeing you again.**

**Best wishes**

**Seiji Takeuchi, M.D., Ph. D. – Kyoto, Japan**

# **The Kraemer Lab: Bringing DNA Repair Around The World**



**International Symposium on Xeroderma Pigmentosum and Related Diseases :  
Disorders of DNA Damage Response-Bench to Bedside  
Kobe, Japan 2014**

# **The Kraemer Lab: Bringing DNA Repair Around The World**



**Inauguration Symposium:  
Dermatology in Rostock, Germany and the World  
Rostock, Germany 2016**



# **The Kraemer Lab: Bringing DNA Repair Around The World**



**International Symposium on XP and other Nucleotide Excision Repair Disorders  
Cambridge, UK 2019**

# Ken and Doris Kraemer: Sail on to....

**Doris and Ken  
2008 Israel**



**Birgit and Steffen  
1999 NIH Sailing**



**....the next International Symposium on Xeroderma Pigmentosum and Related Diseases:  
19. – 21. February 2025 in Germany**

**I do wish Ken and his wife Doris all the best for the future and hope to see them at  
the XP symposium in Germany in 2025!**

**Best wishes and a happy new year! Steffen Emmert, M.D., Ph.D., Rostock, Germany**



**Happy Retirement**

**UK XERODERMA PIGMENTOSUM CLINIC, LONDON, ENGLAND**

Dear Ken,

Thank you for this lovely article. It is really nice. You, Debby and John have done so much for families with XP over the decades, and have left such a legacy with your research, with the families you have helped and with the XP Units (like ours) which you have helped so much with mentoring, supporting and advising.

You really deserve an enjoyable, interesting and fulfilling retirement. If that involves coming to Europe please tell us. I and Monique now are also often in Paris, as well as living in London, and we are waiting to take you on the next culinary adventure in one or other city!

Keep well. Love to Doris.

Bob Sarkany, M.D., London, UK

Dear Ken

Yes, I enjoyed it too, watching online. Great to see how many people you helped so much in your lab, as well as all the patients of course.

Good luck in your travels and retirement in general.

All the best.

Alan

**Professor Alan R Lehmann, CBE, FRS, FMedSci, FRSB**

Genome Damage and Stability Centre

School of Life Sciences

University of Sussex

Falmer, Brighton BN1 9RR

UK



Dear Ken:

The time spent in your lab for 1989-1993, were some of the happiest and most productive of my career. I am very grateful for the opportunities you gave me and the kindness you showed during my time working with you. Congratulations on a brilliant career fully realised.

I hope to join the celebration of your career online.

Kind regards

Chris Parris

Cambridge UK

**Professor Christopher N. Parris**

Head of School of Life Sciences

Faculty of Science and Engineering

ARU, East Road, Cambridge, CB1 1PT

**Dear Ken,**

**I regret that I cannot be present in person for this special and emotional occasion.**

**Our paths first crossed in Jerusalem, when I was a graduate student and you were already an independent scientist, widely recognized for your work in genome instability disorders. Back then, my focus was on unraveling the mysteries of ataxia-telangiectasia — a quest that continues today, though we have since made significant strides in understanding the underlying molecular defects in A-T.**

**Even in those early days, I could discern a common thread between us—a shared passion for comprehending these rare genome instability syndromes, once classified as "orphan diseases." Our motivation stemmed from a dual source: a deep sense of duty toward these patients and their families, as well as the realization that deciphering these diseases would illuminate critical physiological pathways and have far-reaching implications in medicine, shedding light on more prevalent conditions.**

**Your influence on my journey in this field has always been significant. Since our initial meeting, we have met countless times, exchanged ideas through lectures and discussions, and witnessed each other's scientific evolution. It has been a profoundly enriching experience, not only for the privilege of learning from a brilliant mind like yours but also for the inspiration you've provided as a leader in our field.**

**Ken, my foremost wish for you and Doris is good health. Shoshi and I wish you pleasure and satisfaction in your chosen pursuits and all the joys of family life, embracing all the wonderful moments that life has to offer at this stage.**

**Warmest regards and best wishes. [Yossi Shiloh, Ph.D., Tel Aviv, Israel](#)**




**Thank you, Ken, for 38 years of:**

**mentorship  
teaching  
friendship**

**Thomas Runger, Boston, MA**





Thomas Ruenger,  
postdoc in Ken's lab  
1986 - 1989






**1986**

**“Famous people at the NIH have the smallest offices”**

Haywood Waters



# Ken's mentoring and teaching several generations of scientists:

Ken → Thomas  
Thomas → Steffen  
Emmert  
Ken → Steffen



Rünger lab, Department of Dermatology  
University of Würzburg; 1991



**1989, Thomas' and Mari's engagement,  
Chincoteague Beach, VA**



**1990, Ken and Doris coming to our wedding  
Coral Gables, FL**



2004, SID meeting, Providence, RI



## 2008, IID meeting, Kyoto





# Cologne, Germany, 2009







ICP meeting, Düsseldorf

## Germany, 2009




Göttingen





**Symposium on the occasion of Steffen's appointment as Chair of Dermatology at the University of Rostock, Germany, 2016**



**It is hard to believe you have retired!  
I thought you never would.  
Let's stay in touch!  
Wishing you all the very best.**

**Thomas Ruenger, Boston, MA**

Dear Dr. Kraemer, as you embark on this new chapter of your life in retirement, I wanted to take a moment to express my deepest gratitude for the impact you've had on my life and career. During my postdoc-time in your lab, you exemplified the virtues of patience, resilience, and tolerance to embrace diversity. In the face of challenges and setbacks, as it sometimes is with “re-search” you remained steadfast, offering the wisdom to navigate adversity with grace. Your ability to instill a sense of calm amidst chaos are still guiding me through challenge and triumph today. Also, you showed a profound dedication to the well-being of your mentees. You fostered an environment where I felt valued, supported, and empowered to thrive. You truly did show genuine care - remember how you helped me with my first apartment? And getting out of that one and moving into the 2nd? You gifted me your mattresses! Last but not least, your BBQs were legendary! Not just for the delicious food, but for the warmth and generosity with which you welcomed everyone. To me this evidently shows that you cherished keeping us colleagues all together, fostering a sense of community that extended far beyond the lab walls. Thank you Dr. Kraemer for some incredible, wonderful years at NIH. Happy Retirement! May each day be filled with simple pleasures, and may the freedom of this new journey bring you the peace and contentment you truly deserve.

Christiane Kuschal-Tuazon, Berlin, Germany



# Memories from the Kraemer Lab

## Dan Levy, PhD

I was in the Kraemer lab from about 1990 to 1995. I remember it as a warm, welcoming but scientifically rigorous environment led by Ken and Michel Seidman (who was taking a “sabbatical” in private industry but still maintained a research program at NCI). The following slides include photos of several of the other fellows whose training overlapped mine.

I left the lab for what turned out to be a 26-year career at the FDA where I wore a variety of hats including member and then Chair of the Cancer Assessment Committee for the Center for Food Safety and Applied Nutrition.

Ken was always kind to his colleagues, but I was particularly touched by repeated invitations to dinners he and Doris prepared at their home for the lab staff. My now husband Chingchai was received warmly at these events, at the height of the AIDS epidemic when acceptance of a gay couple could not be assumed.

The 1<sup>st</sup> question asked by Lab Chief Harry Gelboin during my interview for an IRTA position was, “Do you have a family?”. I replied “yes” but no further details, changing the subject before he could probe for incriminating details.

**Dan D. Levy, Ph.D. – Washington, DC**



Chris Parris (with his wife Liz) was an affable giant at 6'8". He was warm and unflappable. We visited them in Slough, UK in 2017 when he was about to assume his position as Professor and head of the School of Life Sciences at Anglia Ruskin University in Cambridge, England. This photo was taken in 1992.



Kiyoji Tanaka of Osaka University (sitting next to Ken) had recently become the first to clone an xeroderma pigmentosum gene (XPA). Sitting next to them (left to right) are Michael Seidman (now at NIA), Doug Brash (NCI alumnus still a professor at Yale School of Medicine), and the 3 fellows in the lab (1993 or 4?): Dan Levy, Simon Tobi and Sikander Kahn.



Michael Bustin (left) was studying chromatin before it was fashionable to do so. To my right is Min Tun, who was an undergraduate IRTA in the Kraemer lab.





Ashalla Magee (now Magee Freeman) was a summer student. Here she was explaining her poster showing sequence effects on mutation spectra in the SupF gene. The work won “best poster” award at the summer research student poster session. Dr. Freeman now directs the diversity recruitment and admissions efforts for the Biological & Biomedical Sciences Program at the University of North Carolina School of Medicine.




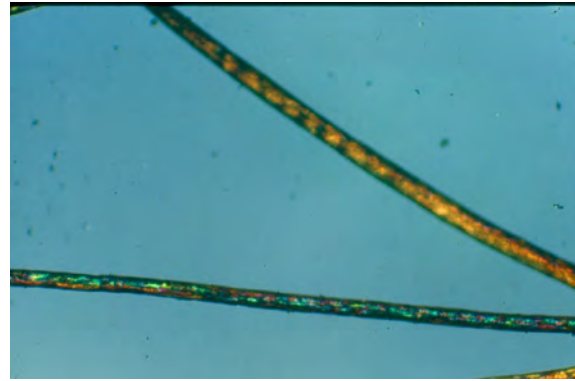
From left: Michael Bustin, Ken, Ying Wei (fellow in Frank Gonzalez' lab), me, Sikandar Kahn, Jerome (? , Gonzalez lab), Min Tun, ??, Simon Tobi

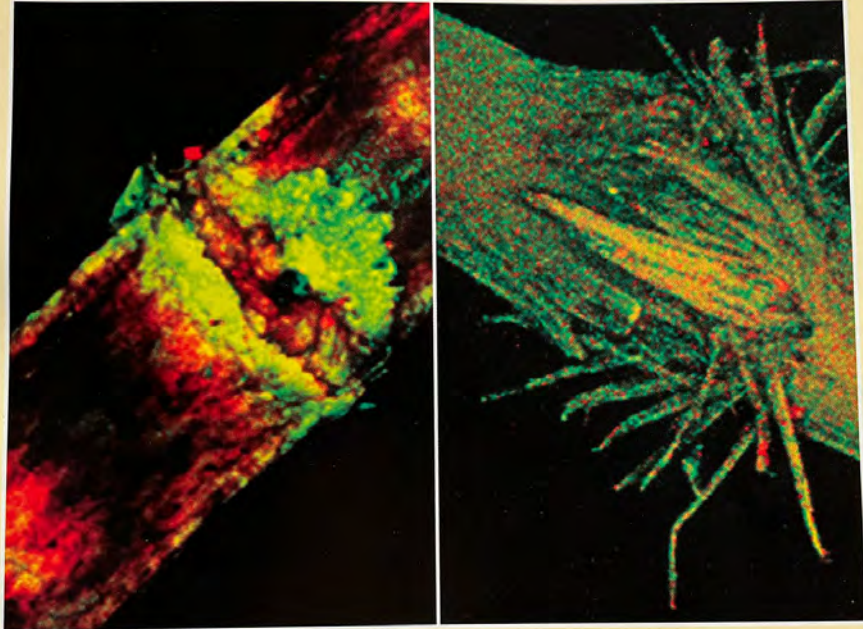
Dear Dr. Kraemer,

I am deeply thankful for your guidance and mentorship during my HHMI-NIH research scholar year and beyond. I have the fondest memories of my time in your lab (2002-2003...hard to believe over 20 years ago)! I learned a tremendous amount from you and Dr. DiGiovanna, and you inspired me to continue a career in dermatology and teaching residents.

Wishing you all the best on your well-deserved retirement. Your dedication positively impacted the lives of many patients, students and researchers.

With deepest gratitude and warmest regards, [Christine Liang, M.D., CA](#)





Isotretinoin and Apoptosis  
Human to Human Drug Transfer  
UVA Protection from CAGED Chelators

**Dr. Kraemer,**

I am forever grateful for your mentorship. You have helped my medical career in countless ways. I can't thank you enough. Best wishes on your well-deserved retirement.

Sincerely,

**Andrea Morris, M.D., Washington, D.C.**

# Thank you Dr Kraemer!!

- I can never thank you enough for all of your mentorship and support. Thank you for letting me join the lab and for teaching me so much about medicine, research and patient care. Thank you for being an incredible mentor, and for being so encouraging and approachable. I wouldn't be where I am today without your support and mentorship. I will forever be thankful for everything you have done for me.
- Wishing you all the best in retirement! Keep in touch!
  - Sincerely, **Salma de la Feld, M.D., Atlanta, GA**





Dr. Kraemer – you are the best mentor one can have. Thank you for teaching and guiding me during my year at the NIH and in the years since then. Thank you for continuing to inspire me with your care, kind spirit, generosity and wisdom. I will miss you at the NIH but I wish you the best in your retirement. I hope to continue to see you at meetings and other occasions in the future!

- Alan Zhou, M.D. Chicago, IL



- Dear Dr. Kraemer,
- Words cannot express what an important role you have played in my career development and in my life. You allowed me the opportunity to work in your lab with so many passionate members like Debby and Dr. DiGiovanna, and I will forever be indebted to you and the entire lab group. Your compassion for patients made a permanent impression on me in my medical career. Working in the lab with XP and TTD patients helped me decide to choose dermatology. Today I feel lucky that I get to help patients every day with various skin conditions, several of which have genetic disorders putting them at risk of skin cancer. I think so fondly of our time in the lab and the wonderful culture you have fostered in the lab over the years. Thank you for your mentorship, your friendship and all the kindness you have shown to the various students over the years, as well as to your patients who are so appreciative of all the support and amazing care you have given them.
- I hope retirement will be filled with family and friends and I wish you all the best in this next chapter in your life.
- Best wishes, **Mariam Totonchy, M.D., Seattle, WA**

**I greatly enjoyed my time working in Dr. Kraemer's lab. Dr. Kraemer and Dr. DiGiovanna were excellent mentors and taught me so much about the research process. I would not be still working in an academic medical center had it not been for the year I spent at the NIH. I wish Dr. Kraemer an enjoyable retirement where he can spend more time with his family and friends. His hard work and research will live on as well as the long-lasting impact he had on his patients and mentees over the years.**

**Best, Melissa Levoska, M.D., New York**



# To Dr. Ken Kraemer, My Mentor and Role Model:

*CONGRATULATIONS on your well-deserved retirement!!  
Wishing you many happy, more relaxed years with Doris and your  
beautiful family around the country.*

*You have been, and always will be, my most influential mentor and  
role model. You are an exemplar of true collaborative spirit and  
scientific rigor, and continue to inspire me in my career. You and  
Doris have been like family to me over the years. I owe my career to  
you, and am grateful every day for the time that I spent learning  
from you, the lab, and your wonderful patients! I miss you very  
much and hope to still see you, whether in California or DC,  
whenever you are there!*

*Best wishes for a joyful retirement,  
Elizabeth Rizza, M.D., Davis, CA*





It was my pleasure to work for the first 3 years of my postdoc experience with such a distinguished scientist like Dr. Kraemer and I very much enjoyed being part of the Kraemer lab family. Thank you for the guidance and encouragement of your trainees to learn, grow and seek new opportunities.

May your retirement be as bright and inspiring as the career you have enjoyed. Congratulations, and best wishes!

*Laila Al-Eryani [C]*, PhD  
**Scientific Policy Analyst**  
Knowledge Management &  
Special Projects Branch  
CSSI NCI NIH

## Congratulations on your retirement Dr. Kraemer!!

I am truly grateful for your mentorship during my three years as a postbac. From our first conversation on the phone and my first WebEx meeting with the lab, you have shown me so much kindness and support in my professional development. Before joining the NIH, I wasn't sure if I could pursue medicine. But working under your guidance has allowed me to develop confidence in my abilities as I learned about rare diseases, research protocols, presentation skills, manuscript-writing, and so much more. You made the lab such a fun, welcoming space, whether by singing "Happy Birthday" for lab members on WebEx, dressing up for Halloween, or planning a lab lunch when COVID restrictions eased up.

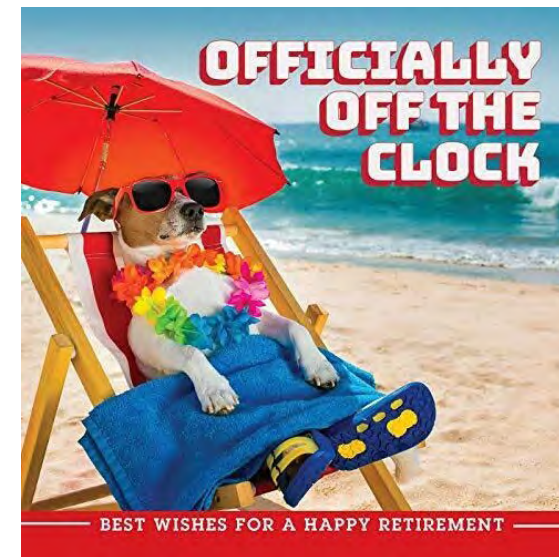

Your dedication to research and mentorship has positively impacted many people, including myself. Learning about how your work has helped improved outcomes for rare disease patients inspired me to become a doctor who provides evidence-based care. My experiences in your lab have fostered my passion for research and pushed me to continue seeking research opportunities in medical school and as a future physician.

Your work throughout your long career will continue to benefit patients and future research! Now, I hope you can relax and enjoy time with your family :) Please let me know if you ever visit Hawaii!

Best wishes,

Elvey

Elvelyn Fernandez BS - Hawaii




# Congratulations on your retirement!



2006 LM X-mas party..  
Everybody is **YOUNG!**



Who is missing...??.. John!  
Sorry he was not there



From Shioko Kimura & Frank Gonzalez

Ken, it has been fantastic working with you for nearly the past twenty years. I remember as a fellow approaching you cold about seeing patients in the eye clinic and your gracious acceptance of what became of our longstanding collaboration. Thank you for the invitations to speak at your research meetings and at national gatherings. Your mentorship in putting together the various manuscripts we published was extremely valuable and has influenced the way I approach similar articles. I have learned so much from you, John (rest his soul) and Debbie. Thank you! I wish you a happy, healthy and fun-filled retirement!--Brian

**Brian P. Brooks, MD, PhD**

Chief, Ophthalmic Genetics & Visual Function Branch  
National Eye Institute



Ken -- All the  
best on your  
retirement!

Warmest regards,  
Alisa Goldstein

- It is difficult to believe that it has been almost 30 years since we started collaborating
- There have been so many exciting projects:
  - Melanoma, dysplastic nevi and ultraviolet radiation
  - Trichothiodystrophy, XP, and premature menopause, pregnancy complications, and fetal development
  - Cancer and neurologic degeneration in XP patients
  - Ancient origin of a Japanese XP founder mutation
  - Estimating prevalence of DNA repair variants
  - Evaluating risks of cancer in XP heterozygotes
- Your (and your group's) work on DNA repair disorders has changed the field in incredible ways
- Here's to the next phase of your life – good health, happiness, more time with your family, and continued learning and teaching!

# Congratulations on a great career and wishing you an enjoyable retirement

Ken,

Thanks for all the great memories and interactions. I'll always remember your annual barbecue party at your house with your lab and Doris. I couldn't find a picture of the party but did find a picture of us at my NIH departure party in January 2005 along with Carl Wu and Michael Bustin.

This note is a bit overdue since I have been busy juggling grants and all the related paperwork. It's nice that you (and other intramural NCI'ers) did not need to deal with this.

Hope your retirement is nice for you and Doris

Best regards, Al Fornace, M.D., Georgetown Univ





**2018 SAN ANTONIO, TEXAS**



**S. LLOYD, A. McCULLOUGH, D. & K. KRAEMER, M. LJUNGMAN, D. BRASH, P. HANAWALT**

**Best wishes on your retirement, Ken!**

**It was a pleasure collaborating on papers with you and Michael Seidman at NIH and discussing XP and CPD repair for years afterward. I particularly want to thank you for one moment: After a couple of years at NIH, I'd decided to move from pure photoproduct and mutagenesis studies to applying that knowledge to the origin of skin cancer. I saw you in the hall and explained that I would be sequencing tumors to find UV signature mutations, and I was pretty pleased with myself to explain that I was going to be collecting both melanoma and non-melanoma tumors. You replied, "Doug, you know there are two kinds of non-melanoma skin cancer." Well, I didn't know that, and your patient explanation set the welcoming tone of the dermatology community over the next decades.**

**I hope to still see you at conferences, snapping photos of your colleagues.**

**Cheers,**

**Doug**

**Douglas E. Brash, PhD**

**Professor of Therapeutic Radiology and Dermatology**

**Yale School of Medicine**



## Ken

**You have been a great friend and a wonderful colleague all these many years. When we started out I was enthralled by the work of folks like Setlow, Cleaver and Robbins. The idea that DNA damage – especially in the absence of DNA repair - resulted in cancer was relatively new. Now we know much, much more thanks to your lifetime of efforts.**

**I wish you much health and happiness in the coming years. Others will move the field forward based on what you have done, but you should be very proud of your many contributions!**

**With admiration.....**

**Mimi Poirier, Ph.D., LCBG, NCI**




**Dear Ken and Doris, we wish you many joyful and healthy years together after Ken's retirement from a great scientific and medical career.**

Dear Ken, just a few words to thank you for the friendship and exciting scientific discussions we had together and the social events we enjoyed.



**Leon and Riet Mullenders  
Leiden, The Netherlands**

A vertical decorative bar on the left side of the slide, consisting of a series of small squares in various colors: blue, red, green, brown, and dark blue.

Thank you so much for sharing that slide show and program, for one of the most outstanding scientists in the fields of DNA repair and human disease over the past half century! I have admired Ken Kraemer from the time that I met him at a conference on “DNA Repair Processes”, published in 1977, in which he compared our understanding of xeroderma pigmentosum with that of ataxia telangiectasia. It has been a pleasure to follow his distinguished career through his exemplary , lectures at so many international conferences over the years, including his presentation for the EMGS award several years ago. It was also enjoyable to share social times with Ken and Doris at conferences around the world .. I particularly remember a special Princess Chulaborn conference in Bangkok. And our entire field is indebted to Ken along with Will Bohr for their initiation and operation of the DNA Repair Interest Group, with complete coverage of the field in essentially all of its dimensions ... meeting announcements and programs, employment opportunities, memorial tributes, and most of all for that comprehensive series of lectures, which have continued to define the field. Thank you Ken!!

**Phil Hanawalt, Ph.D. – Stanford Univ, CA**

# END OF AN ERA

- Ken, you've beaten me to the post! For years I have been threatening my people that this year will be my last and I would retire in the summer. But now you have retired before me! Where's my remaining excuse? My lab in SF has already become first a parking lot and then just a pile of rubble! Now I have to actually follow your example once more; live up to my threat and close up shop! I will no longer have a reason for visiting Washington DC to visit your lab and learn from you.
- Ken, you will be difficult if not impossible to replace. You have developed such a broad grasp of the human disorder xeroderma pigmentosum in all its manifestations. You have highlighted the complexity of DNA repair in its clinical presentation, its molecular, developmental, neurological, and genetic basis and, importantly, shown how to help the many patients who came to you for help.
- The program you developed at NIH has been unique in its broad scope of patient care and attention. To be hoped that NIH can at least find a replacement to keep the program going. Many of us look up to you as the example of an ideal program of benefit to many who need such personal care.
- Sincere best wishes to you in your retirement, well deserved and much to be missed.
- From your long-term friend, colleague and admirer,  
**James E Cleaver, PhD, UCSF, San Francisco**

Dear Ken,

A huge congratulations on retiring from the NCI after 50 wonderful years. Mary and I could not be more proud to have known you. Wishing you and Doris a world of happiness, good health, further succes and peace in your retirement. Godspeed dear friend.

Dolph and Mary Hatfield, Washington, DC

Hi Ken,

I got an email from the NCI with a very nice description of you, your history and your work and your future (as emeritus, that is).

Congratulations!

Harvey

[Harvey B. Pollard, M.D., Ph.D.](#)

Professor, CAPT, USPHS(Ret.)

Department of Anatomy, Physiology and Genetics; and Military  
Emergency Medicine and Pediatrics

Uniformed Services University School of Medicine

Uniformed Services University of the Health Sciences (USUHS)



# Dr. Ken Kraemer - a devoted mentor & passionate physician-scientist



**DERMATOLOGY BRANCH NCI**

# Thank you, Ken!

## Best wishes on a happy retirement!

DERMATOLOGY BRANCH NCI



We found these images from various events in the past 10-15 yrs and wanted to share these fond memories with you. My best to you and Doris in this transition to retirement. Congrats on your many accomplishments and your legacy of devoted mentoring!

Best, Heidi Kong



John DiGiovanna and Ken Kraemer both mean very much to me (even if they don't know me). They are such role models for care of rare disease and just living an interesting science life in general. :-).

Jennifer Hand, MD – Dermatology Branch


J Am Acad Dermatol. 2005 Feb;52(2):224-32.

**Characterization of tiger-tail banding and hair shaft abnormalities in trichothiodystrophy.**

Liang C<sup>1</sup>, Kraemer KH, Morris A, Schiffmann R, Price VH, Menefee E, DiGiovanna JJ.

**Conclusion:**

In patients with clinical features suggestive of TTD, tiger tail banding seen in **all** hairs with polarizing microscopy, in conjunction with certain hair shaft abnormalities\*\*, provides a reliable diagnostic test.



\*\* trichoschisis, trichorrhexis nodosa-like defects, surface irregularities, and ribboning

In Memorium

*John J. DiGiovanna, M.D.*



John was a dedicated researcher at the NCI for over 40 years. He was an expert in the study of inherited skin disorders and worked extensively on the clinical characterization and underlying genetic causes of such diseases.

Ken,

Thanks for the update and congratulations on running such a productive and impactful research program at the NIH.

Best regards,  
Isaac

Isaac Brownell, MD, PhD  
Dermatology Branch, NIH

Hi Ken,

Congratulations on a job well done and also for making the decision to cut the cord that tethered you to a very large part of your life that gave it meaning. It is not an easy thing to do especially if it is a job that you enjoyed and derived a lot of pleasure from. Now you can concentrate on yours and Doris' combined and possibly delayed personal objectives.

You can happily look back at all the patients that you helped and all the young scientists whose career paths you steered.

On a personal level, I hope that you will continue to participate in Rounds and even Journal Club.

I wish you the best.

Maria Turner, M.D. Chevy Chase, MD

Dear Ken,

Just wanted to say congratulations on your upcoming retirement. You and John did have a huge positive impact for many patients.

Warm regards,

Alison

Alison Ehrlich, MD, MHS, Washington, DC



*Dear Ken (and Debby too),*

*We here at OHSU are going to feel your retirement acutely - you have always been there whenever we needed you and your expertise! It is truly the end of a very special era at the NIH and we are going to miss you terribly. But we are also so happy that you are going to start enjoying a well-deserved retirement!*

*Hopefully Ken may continue to attend ADA or other meetings so we can get updates on the joys of retirement. If your retirement plans ever include travel into the Pacific Northwest, I hope you will let us know so that we can help host you and show you around!*

*We love you guys and what you have been doing for XP patients for so many years! Please stay well!*

*Sancy, Liz, and Tracy from  
Oregon Health & Science University*

*Sancy Leachman, MD, PhD  
Elizabeth Berry MD  
Tracy Funk MD*

Hi Ken- just a quick note to say congratulations on your retirement. I remember my days in the Derm Branch fondly and all that you and John taught me about retinoids. Enjoy every minute! Best - Alexa

**Alexa B. Kimball, MD, MPH**

**Professor, Harvard Medical School**

**President and CEO, Harvard Medical Faculty Physicians at BIDMC**



Hi Ken,

Greetings from Dallas.

I just learned that you have retired (or announced your plans to do so). I write to express my sincere congratulations and gratitude for a career devoted to investigative dermatology and patients with rare, life-threatening skin diseases. I can still remember the names of a few of your patients. I am sure that you remember all of them. They were so fortunate to have you as their physician.

All the very best for 2024 and beyond,

Kim

[Kim B. Yancey, MD](#)

Professor


Department of Dermatology, NL8.116D

UT Southwestern Medical Center in Dallas

Dallas, TX 75390-9069

Dear Ken,  
Congratulations on your retirement! You have had a stupendous career as a groundbreaking scientist and mentor to so many including me. I am happy to come to your party to celebrate you (and Doris). I will be honored to speak about all you have meant to me as I struggled to launch my career here at NIH. See you on March 6<sup>th</sup>.

Michele Evans, M.D. NIA



I am sorry to be late with my best wishes to Dr. Kraemer, who embodies the quintessential NIH physician scientist of compassionate care for patients and families and insatiable curiosity and passion for discovering the underlying cause of the clinical mysteries presenting before him in search of treatment opportunities. Unfortunately, I will be at a conference in another time zone and will not be able to make your wonderful homage to a great man.

Please extend my utmost and warmest respects to Dr. Kraemer, his team and his family.

Warm regards,  
Maryland

Maryland Pao, MD  
Clinical & Deputy Scientific Director, NIMH, NIH  
10 Center Drive, Rm 6-5340  
MSC 1276  
Bethesda, MD 20892-1276  
301-435-5770 (O)  
She/her/hers

Ken,  
Congratulations on achieving emeritus status. You have done a life-time of groundbreaking work in which I have only had a little glance into. I hope to make it to your retirement party.

Tanya Lehky, M.D. NINDS, NIH

Ken,

This is a wonderful article! Thanks for sharing it with me. I am very glad that you are getting the recognition you deserve for all that you have contributed, both scientifically and personally, to your patients and the mission of NIH.

**Sherri Bale, Ph.D. Rockville, MD**

Hi Ken,

This is a great article. Congratulations! And yes, you deserve a career award for all you've done.

How does it feel to be retired now? I expect it will take time to get used to the idea of not having an obligation to go into the lab.

Julian Trail, Bethesda, MD  
(John DiGiovanna's husband)





**The best is yet to come...**  
**Congratulations!**